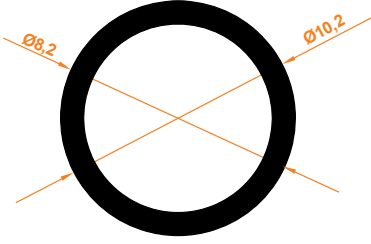


# 8mm CAM BALKON PROFİL GRUBU

8mm Glass Balcony Profile Group

101

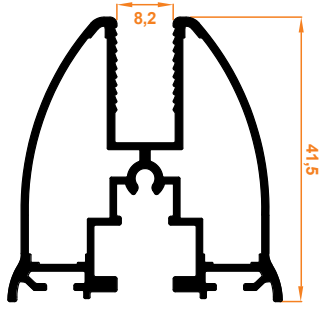
0,078 kg/m



10'lu Stoplama  
10 Stopping Profile

104

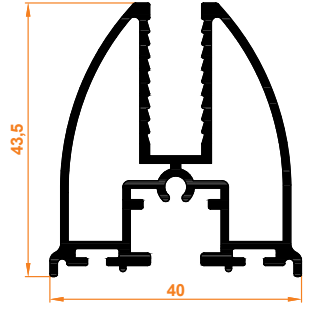
0,720 kg/m



Gold Baza  
Gold Base

105

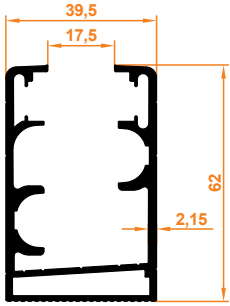
0,851 kg/m



Firtina Baza  
Firtina Base

109

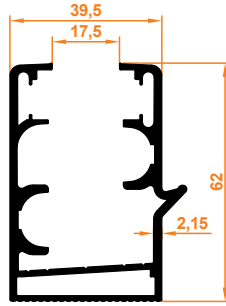
1,355 kg/m



Düz Kasa Profil  
Flat Case Profile

110

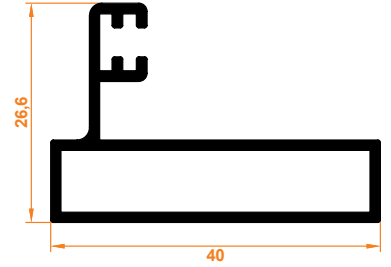
1,397 kg/m



Oluklu Kasa Profil  
Corrugated Case Profile

100

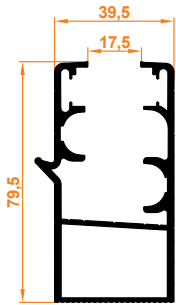
0,416 kg/m



Dar Yan Dikme  
Thin Side Column

106

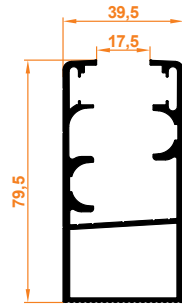
1,638 kg/m



Oluklu Büyük Kasa Profil  
Corrugated Big Case Profile

107

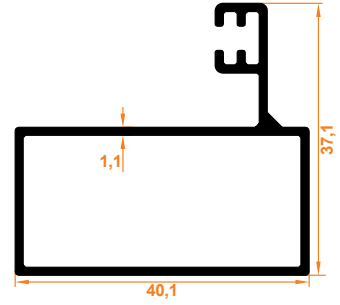
1,585 kg/m



Büyük Düz Kasa Profil  
Big Flat Case Profile

108

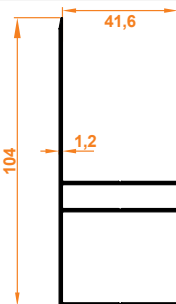
0,457 kg/m



Geniş Yan Dikme  
Thick Side Column Profile

111

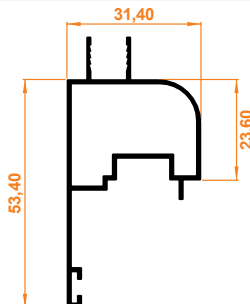
1,058 kg/m



Stor Profil  
Stor Profile

135

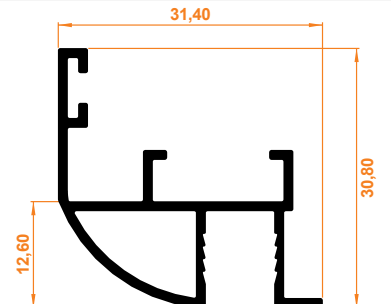
0,517 kg/m



8 mm İspanyolet Profil  
8 mm Espagnolette Profile

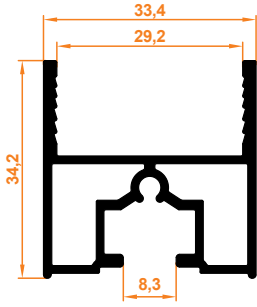
136

0,343 kg/m



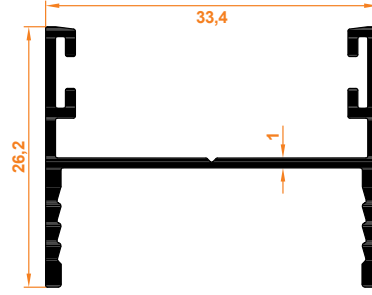
8 mm İspanyolet Profil Karşılığı  
8 mm Espagnolette Combination Profile

**800** 0,599 kg/m



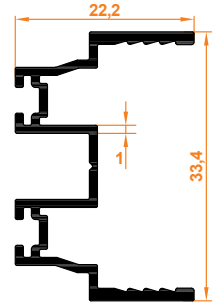
**Baza Profil**  
Base Profile

**801** 0,288 kg/m



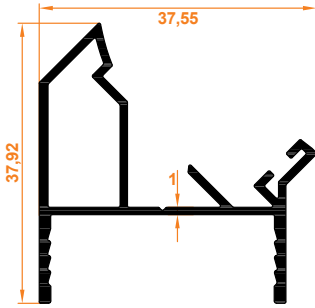
**Düz Kapak Profil**  
Flat Cover Profile

**802** 0,290 kg/m



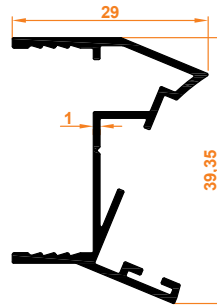
**Düz Kapak Mentеше Profil**  
Flat Cover with Hinge Profile

**803** 0,400 kg/m



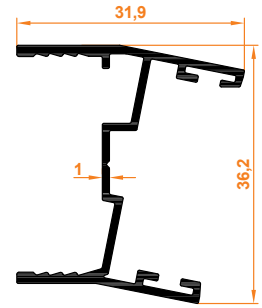
**45° Dönüş Profil**  
45° Return Profile

**804** 0,344 kg/m



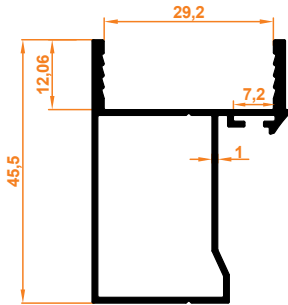
**22,5° Dönüş Profil**  
22,5° Return Profile

**805** 0,329 kg/m



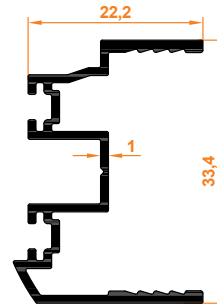
**11° Dönüş Profil**  
11° Return Profile

**806** 0,428 kg/m



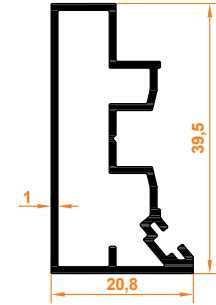
**90° Dönüş Profil**  
90° Return Profile

**807** 0,307 kg/m



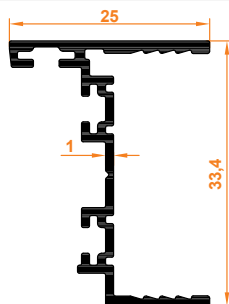
**Açılı Dönüş Mentеше Profil**  
PopUp Return Hinge Profile

**808** 0,373 kg/m



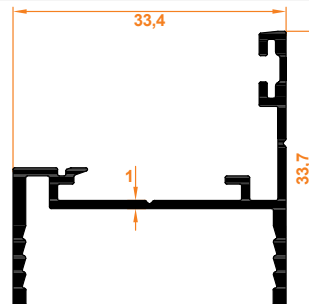
**Yan Dikme Profil**  
Side Column Profile

**809** 0,290 kg/m



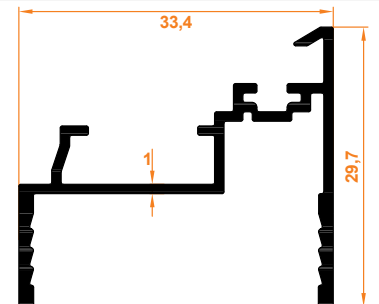
**Sabit Cam Mentеше Profil**  
Stable Glass Hinge Profile

**810** 0,314 kg/m



**Sabit Cam Kilit Profil**  
Stable Glass Lock Profile

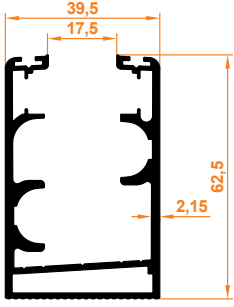
**811** 0,315 kg/m



**Sabit Cam Kilit Karşılığı Profil**  
Stable Glass Lock Prevention Profile

819

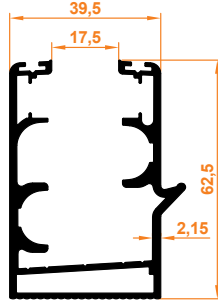
1,332 kg/m



**Düz Kasa Üstten Fitilli Profil**  
Flat Case Top Wicked Profile

820

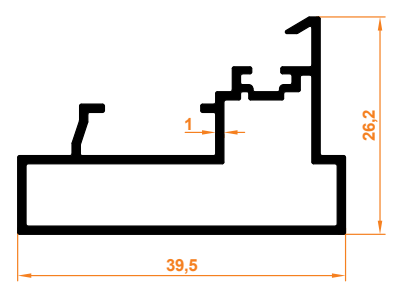
1,374 kg/m



**Oluklu Kasa Üstten Fitilli Profil**  
Corrugated Case Top Wicked Profile

822

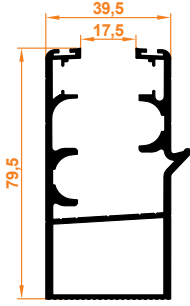
0,378 kg/m



**Açılır Dikme Profil**  
PopUp Column Profile

816

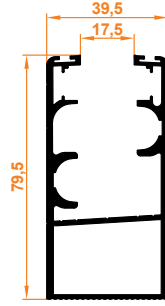
1,569 kg/m



**Üstten Fitilli Büyük Oluklu Kasa**  
Large Corrugated Case with Top Wick

817

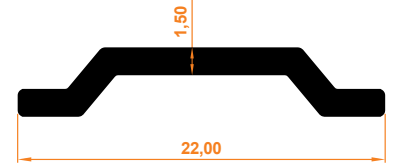
1,524 kg/m



**Üstten Fitilli Büyük Düz Kasa**  
Large Flat Case with Wed from Top

815

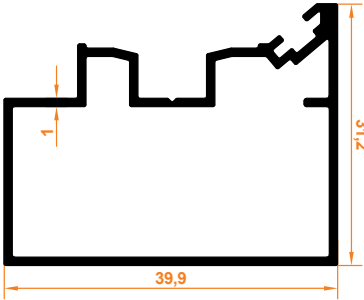
0,100 kg/m



**Tij Profil**  
Espagnolette Profile

823

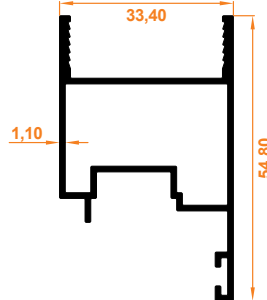
0,430 kg/m



**Geniş Yan Dikme**  
Wide Side Column

824

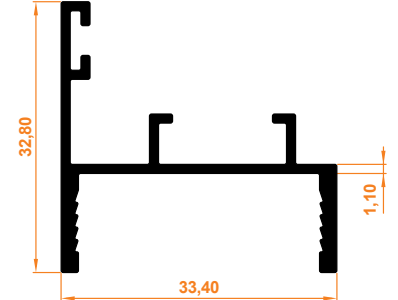
0,549 kg/m



**Sabit Cam İspanyolet Profil**  
Fixed Glass Espagnolette Profile

825

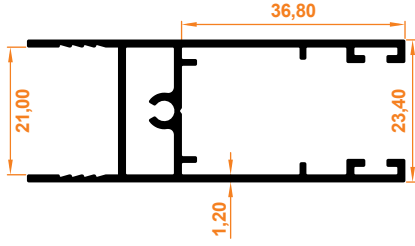
0,401 kg/m



**Sabit Cam İspanyolet Karşılık Profil**  
Fixed Glass Espagnolette Handle Provision Profile

210

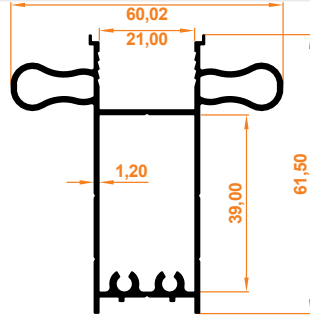
0,643 kg/m



Sürme Baza Profil  
Sliding Base Profile

215

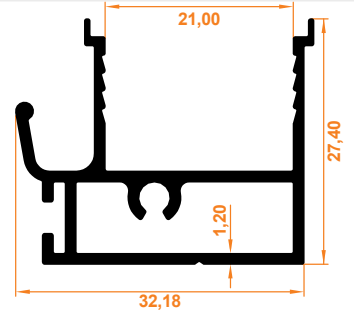
0,909 kg/m



Çekme Kol Profil  
Pull Handle Profile

212

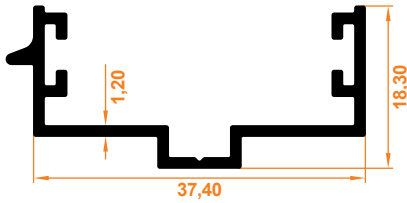
0,422 kg/m



Kenet Profil  
Clamp Profile

211

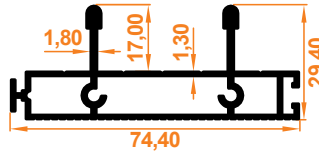
0,301 kg/m



Birleştirme Karşılık Profil  
Combination Provisions Profile

213

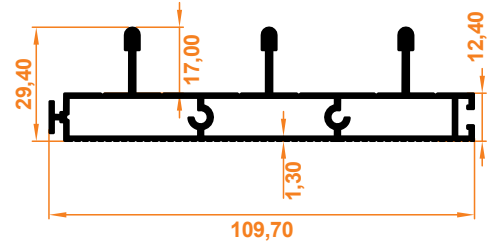
0,972 kg/m



İkili Eşikli Alt/Üst Kasa Profil  
Double Threshold Lower/Upper Case Profile

222

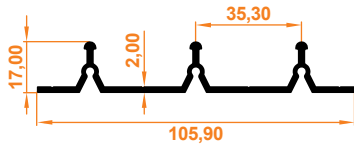
1,329 kg/m



Üçlü Eşikli Alt/Üst Kasa Profil  
Triple Threshold Lower/Upper Case Profile

220

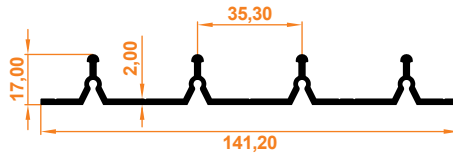
0,867 kg/m



Üçlü Eşiksiz Alt Kasa Profil  
Triple Bottom Case Profile without Threshold

221

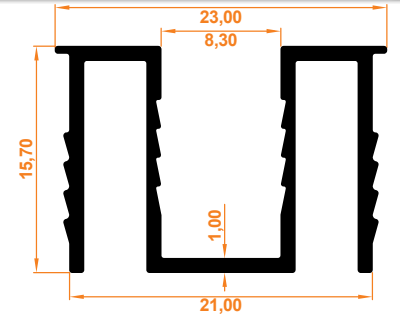
1,156 kg/m



Dörtlü Eşiksiz Alt Kasa Profil  
Quadruple Bottom Case Profile without Threshold

219

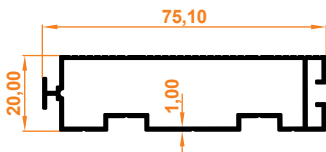
0,218 kg/m



8 mm Cam Adaptörü  
8mm Glass Adapter

214

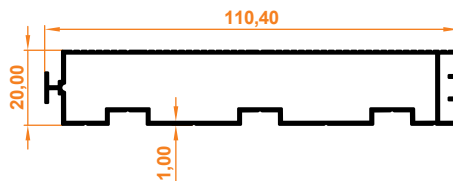
0,585 kg/m



İkili Yan Kasa Profil  
Double Side Case Profile

223

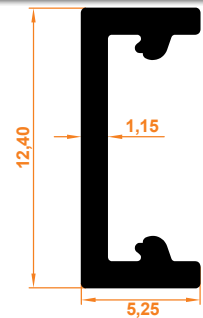
0,790 kg/m



Üçlü Yan Kasa Profil  
Triple Side Case Profile

226


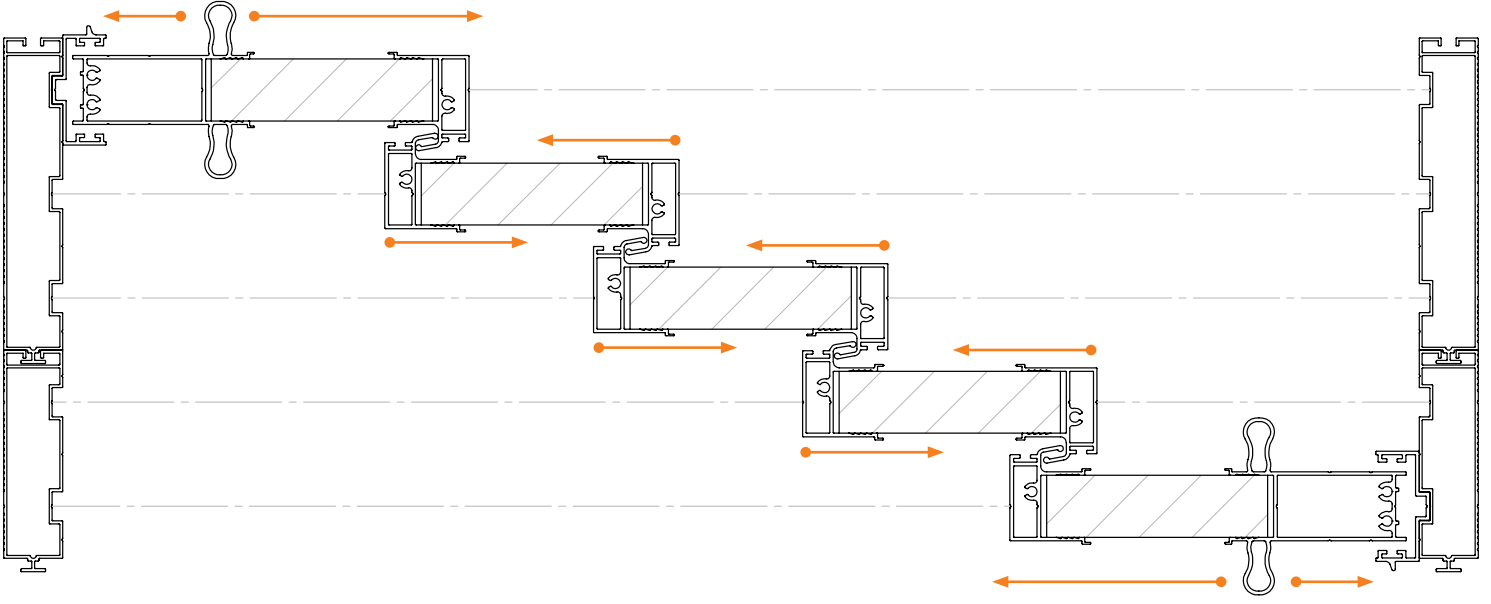
0,125 kg/m



Kapatma Profil  
Closing Profile


## Sürme Cam Balkon Çalışma Sistemi

Sliding Glass Balcony Working System



### Eşikli Sistem

System with Treshold



### Eşiksiz Sistem

System without Treshold